




COLLIER

BY BREMTOWN FINE
CUSTOM CABINETRY



COMMITMENT

*a dedicated, committed team of people
who believe that remarkable quality trumps
quantity every time*

LIMITLESS CHOICES

*when it comes to choosing your cabinetry,
there are as many different tastes, budgets,
wants, and needs as there are kitchens and
our cabinet options have limitless choices
and combinations of features and styles*

EXCEPTIONAL VALUE

*you no longer have to sacrifice value or choices
to get the undeniable quality standards and
customer-service that Bremtown Fine Custom
Cabinetry has been delivering since 1977*





Left page: Milan door style in Vanilla paint



Above: Vermillion door style in Cherry finish

COLLIER SEMI-CUSTOM CABINETS

Collier Semi-Custom is the perfect solution for the new economy. People now more than ever value the elegant, sophisticated, full featured custom look and feel of their cabinetry, but now they can get it at a semi-custom price. Collier cabinetry offers exceptional value through its' broad array of design features and high quality finishes, while satisfying the needs of the value driven budget. The Limitless Choices in designs, wood specie, finishes and accessories provides the customer nearly endless possibilities.

Semi-custom to us doesn't mean we compromise our standards when it comes to quality. Collier is produced with solid veneer plywood box construction, solid face frame and door construction, custom finishing processes and the highest attention to detail. Lastly, there is no reason to wait longer for remarkable quality. Collier gives you that remarkable quality, in a shorter lead time and provides an attractive and budget-friendly alternative to full custom cabinetry.

COMPARING CABINETRY QUALITY

To get the most for your money, it is important to focus not just on the looks, but also on the quality of material, hinges and hardware, and the joinery of your cabinetry. We would like to help you identify some of those important items so you can be more informed during your cabinetry purchase. Lower quality cabinetry may “look good” on display and possibly after the initial installation, but it won't be long until some of the common signs of low quality start to show up. These signs include door joints opening up, doors sagging or falling off the hinges, doors not closing properly, alignment of the cabinetry not square, shelves sagging, drawer guides sticking or not working at all, finish failure and overall appearance of cabinetry looking worn out after only a couple of years of use. Many of the quality issues are related to the material and construction methods used. The irony in all of this is that it really doesn't cost more to buy great cabinetry, when you consider the headaches and lifetime costs associated with buying cheaper cabinets.

Below is an overview of the components and elements you'll want to look for.

CASES (SIDES, TOPS AND BOTTOMS AND BACKS)

- * **Material used:** Veneer core plywood is best. Stronger, more durable, more stable and less susceptible to moisture; it is actually much lighter than press board or particle board.

- * **Thickness:** Many products scrimp on the thickness of the case material. Review the thickness of the sides (ends). The sides should be at least 1/2 inch in cabinets with unfinished ends and 3/4 on finished ends. 3/8 and 5/8 are flimsy and not substantial enough to hold together. Always inquire about back and bottom thickness. You may be surprised to learn that 1/8 inch backs are common. Yes, 1/8 inch! Be sure that the backs are at least 1/4 inch and have integrated hanging rails.
- * **Construction methods:** The bottoms, sides and tops should be integrated together through a method of tongue and groove, dado or some similar fashion. Face frame cabinetry should have the frame and box integrated together for maximum strength. Having an integrated back rail is especially important, since wall cabinets are hung from there. If the back rail is not integrated into the back panel and the sides, there is a greater chance the cabinetry could fall, leaving the back panel on the wall.

DOORS AND FACE FRAMES

- * **Tight joints:** Review the tightness of the joints on the face frames and doors of the samples. These joints should be closed and not have open cracks. The tenon length of bottom and top rail on doors should extend beyond the width of the center panel. If not, the possibility for the door joints opening up is much greater. You can see this by looking at the bottom or top edge of the door.

- * **Smooth consistent surfaces:** All the surfaces should be sanded and smooth. This will affect how good the finish could look.
- * **Center panels:** The center panels of the doors should not rattle when they close against the front of the cabinetry.
- * **Sanding scratches:** Well prepared cabinetry should not have sanding scratches in the face frames or on any place in the door.
- * **Integrated Face Frame:** Better quality cabinetry will have an integrated connection between the cabinet box and the face frame of the cabinet. There will likely be a groove in the back of the frame that accepts the sides, top or bottom of the cases.

DRAWERS AND HARDWARE

- * **Drawer boxes** should be English dovetailed that include a 5 piece drawer box – 2 sides, front, back and bottom.
- * **Drawer material** should be a hardwood. Some will substitute plywood for drawers to save cost.
- * **Using reinforced drawer bottoms** on larger drawers is important as the spans are greater and typically so is the weight. Inspect the drawers by turning the drawers over and looking for reinforcement on the bottom.
- * **Review drawer box height.** Higher drawer box openings should have deeper drawer boxes.

- * It is important to have at least 1/4 thick plywood bottoms for drawers and you may want to consider heavier if you are planning to put a lot of weight into the drawer.
- * Using under-mount hardware will maximize drawer box space.
- * Most companies will offer a soft close for drawers and this is a nice feature to have.
- * Smooth operation of drawer guides is important. Check the operation of the displays. Also remove a drawer box or two and see how easy it is to reinstall. This is important for cleaning and maintenance of your cabinetry.
- * Most hinges today are good quality. Check them out at the showroom for smooth operation and adjustability.

These tips are not meant to forgo the importance of a good warranty. We also recommend that you understand the warranty of the products that you are purchasing.

At Bremtown, we know how important quality is to you. We want you to be happy with your purchase for years to come. With proper maintenance and care, your cabinetry should long continue to look as good and perform as well as it did on the day it was installed.



*Far Left:
Ashton door style in
Angel White*



*Near Left:
Portage Door Style in
Midnight Blue*

COLLIER'S QUALITY CONSTRUCTION

Collier Semi-Custom looks and performs better than most full custom products on the market today. You will be amazed by the fit and finish of this product. Collier quality is truly remarkable and we hear it from our dealers and customers nearly every day. We achieve this exceptional quality through using the best materials, hand crafted workmanship and a high level of attention to detail. To highlight just a few items that you get with Collier today:

- * Framed and Frameless construction
- * 95 Custom Quality Standard Finishes (Paints, Stains, Glazes, Rub Through, Distressing)
- * Sherwin Williams and Benjamin Moore Fan Deck Paint Match Available
- * 6 Standard Wood Specie Selection (Plus 3 Rustic Specie)
- * 51 Standard Door and Drawer Selections (Many Door-Drawer Combinations)
- * Square and Beaded Inset Styling Available
- * 3 Standard Overlays Available - 1/4 inch, 3/4 inch and 1 inch
- * All Wood Construction
- * Custom Pieces Available Within the Line
- * Soft-close Full Extension Guides Standard
- * 5/8 inch Dovetailed Hardwood Drawer Boxes
- * Maple Design Melamine Easy Clean Interiors
- * Deluxe All Wood Interiors Available
- * Wide Range of Moldings Available
- * Full Range of Accessories, Appliqués, and Turnings
- * Custom Fit and Finish with Unbeatable Value

DOOR CONSTRUCTION STYLES

In our desire to give you limitless choices, we offer an abundance of door styles in the Collier cabinet line. When it comes to your project, choosing a door style will likely be one of your first decisions. Here is a basic over of a cabinet door's components:

DOOR FRAME

- * Available in various widths
- * The inside profile typically defines the frame and door name

DOOR PANEL

- * Typically available in solid wood or plywood
- * Can mix and match panels with different door frames
- * MDF door panel is an advantage with paint due to its stability
- * Solid panels can grow and shrink with the seasons

OUTSIDE PROFILE (OUTSIDE EDGE OF FRAME)

- * Can apply different outside profiles on different door frames

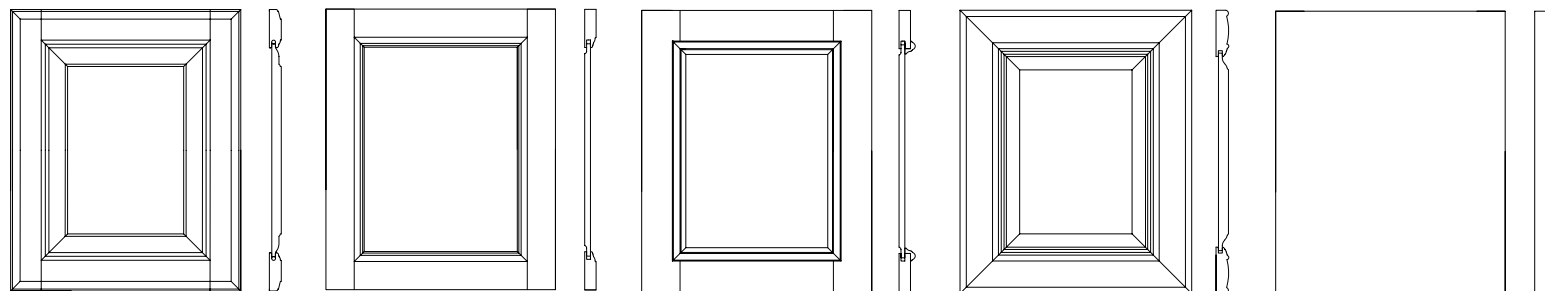
INSIDE PROFILE (INSIDE EDGE OF FRAME)

- * The inside profile typically defines the frame and door name

APPLIED MOLDING

- * Usually a little more cost associated with applying the material
- * When using a glaze finish, consider applied molding as places for glaze to "hang-up"

FIVE DIFFERENT STYLES OF DOORS



Raised Panel

Flat Panel

Applied Molding

Miter

Slab

DOOR CONSTRUCTION STYLES

Raised Panel



Chesterton



Hartford



Lexington



Hamlet



Ladoga



Medora



Milan



Paoli



Sierra



Milroy



Shelby



Vermillion

DOOR CONSTRUCTION STYLES

Flat Panel



Ashton



Brighton



Chrisney



Clayton



Clemont



Granger



Hillboro



Lacrosse



Lawrence

DOOR CONSTRUCTION STYLES

Applied Molding



Demotte



Dolan



Igloo



Lagrange



Laporte



Orleans



Portage



San Antonio



Seymour



Shelburn



Tipton



Vigo

DOOR CONSTRUCTION STYLES

Miter



Camden



Cannelton



Cato



Dunkirk



Hillsdale



Normandie



Norway



Richmond



Saratoga



Selma

DOOR CONSTRUCTION STYLES

Slab



Attica



Corvara



Flora



Fusion



Markle



Maxwell



Netro



Nova



SPECIALITY CABINET FEATURES

At Bremtown, all of our lines offer a vast array of accessories – valances, range hoods, turn posts, appliqués, specialized molding and more – that can make the difference between a very nice design and one that is spectacular. So go ahead – set a new tone for your home and turn your next project into something that is uniquely you.

1: VALANCES

A valance is a decorative hardwood panel that matches your cabinet species and finish. It is usually installed across an open area such as a sink or desk.

2: RANGE HOODS

Cooking can produce grease, moisture and smoke, but a good range hood will provide necessary ventilation for air circulation and odor removal. Range hoods can be exposed or integrated into your cabinetry.

3: TURN POSTS

Turn posts, sometimes called balusters and carved feet, add flair and individuality to any kitchen or bath. They can help transform ordinary cabinetry into fashionable furniture.

4: APPLIQUÉS

Appliqués are decorative designs made of one material and applied over another.

5: SPECIALIZED MOLDING

Our moldings are available in a variety of wood species, profiles and sizes.


6: STORAGE SOLUTIONS

Bremtown offers a broad range of storage solutions. From swing out sliding trays to designer base organizers to double tiered cutlery dividers, these organization accessories will streamline your kitchen and make your life easier.

*Left page:
Hillboro door style*

DISTRESSING

Genuine distressed cabinetry is as much an art as it is a science and at Bremtown, distressing is an integral part of the finish process. This beautiful realistic distressed finish is achieved through years of experience and knowledge gained through picking the finest hard wood, preparing them in the proper way and using top shelf finish material along with the meticulous multi-step hand distressing process and application. There are no short-cuts to a premium distressed finish and fortunately, you can't go wrong with any finish you choose. If our existing standard distressing packages don't captivate you, know that we can customize your project to the distressed look and feel you desire.



*Right:
A few of our different distressing options*

FINISHES

Fine furniture is what comes to mind when you touch, feel and experience Bremtown's Collier finishes. Our wonderful finishes are achieved through years of experience and knowledge gained through picking the finest hard woods, preparing them in the proper way and using a top shelf finish material along with a meticulous multi-step hand application. With over 95 custom quality standard finishes through paints, stains, glazes, rub through, and distressing, not to mention our Sherwin Williams and Benjamin Moore paint matching capabilities, our limitless choices are additionally ever-evolving.

FINISHES

Maple



Natural



Autumn Haze



Hazel



English Manor



Burnt Ginger



Dove



Na'pali



Regency



Espresso



Chestnut



Gibson



Cocoa



Coffee Bean



Merlot



*Autumn Haze:
Ebony Glaze*



*Burnt Sugar:
Ebony Glaze*



*Dove:
Black Glaze*



*Brokenstraw:
Dusky Glaze*



*Carlisle:
Burnt Umber Glaze*



*Saddle: Medium
Brown Glaze*

FINISHES

Cherry



Natural



Autumn Haze



Pecan



English Manor



Burnt Sugar



Cinnamon



Espresso



Russett



Amber



Sienna



Merlot



Wineberry



*Autumn Haze:
Ebony Glaze*



*Burnt Sugar:
Ebony Glaze*



*Ginger:
Dark Brown Glaze*



*English Manor:
Ebony Glaze*



*Butterscotch:
Honey Glaze*



*Sable:
Graphite Glaze*



Fireside



*Amber:
Dark Brown Glaze*



*Gunstock:
Leather Glaze*



*Cognac:
Dark Brown Glaze*

FINISHES

Oak



Natural



Autumn Haze



Pecan



English Manor



Burnt Sugar



Ginger

Alder



Natural



Autumn Haze



Pecan



Burnt Sugar



Cinnamon



Amber



Merlot



*Autumn Haze:
Ebony Glaze*



*Burnt Sugar:
Ebony Glaze*



*Amber:
Dark Brown Glaze*



*Gunstock:
Leather Glaze*




*Cognac:
Dark Brown Glaze*

FINISHES


Paint Grade




Black



Angel White



Pearl



Fleece



Ivory



Vanilla



Dover




Edinburgh



Moher Grey



*Squash:
Light Brown Glaze*



*Cream:
Terra Cotta Glaze*



*White:
Ebony Glaze*



*Cream:
Ebony Glaze*




*Pampus:
Ebony Glaze*



*Cream:
Light Brown Glaze*



*Cashmere:
Dust Glaze*



*Pampus:
Royal Glaze*



*Khaki: Medium
Brown Glaze*



*Field Freen: French
Cream Glaze*



*Sea Moss:
Graphite Glaze*



*Pistachio:
Graphite Glaze*



*Dover:
Black Glaze*



*Edinburgh:
Black Glaze*



Midnight Blue

WANT MORE BREMTOWN?

We understand that when it comes to choosing your cabinetry, it's all about limitless choices, remarkable quality and, most importantly, providing you with what you want. That's why Bremtown doesn't simply stop at the Collier Semi-Custom line of endless options. We are also proud to offer our flagship line, Bremtown Premium Custom which will meet all of your custom needs and deliver the finest quality that will exceed your highest expectations. Last, but certainly not least, the luxurious Dutch Mills Furniture Custom cabinetry is an upgrade package within the Bremtown Premium Custom line. Dutch Mills is designed to satisfy the desires and needs of the most sophisticated tastes. Each brand is available in either a traditional face-framed style or a European style frameless construction with a huge selection of doors styles, wood species and finishes. While the features and choices within each of the Bremtown brands are unique, you will feel a consistent commitment to quality, attention to detail and outstanding service performance with every Bremtown Fine Custom Cabinetry experience.



1456 S.R. 331 North
Bremen, IN 46506

Phone: 574-546-2781

Fax: 574-546-2453

www.bremtown.com

